

AQUATEC

Bathlifts ACCESSORIES

Battery Power

Replacement parts including cover mats are also available.




A16240

5" Suction pad provides greater area to grab on slightly textured surfaces



A15461 / A15462

Head support, height adjustable mounts on any back support



A13693 / A13694

Sand wedge cushion will stop forward slide associated with high tone or spastic bathers




A1471210

Seat belt, adjustable cloth strap attaches to seat base

A1471209

Chest Belt, used with side laterals, adjustable strap attaches to back support



A403002

Rotary seat with transfer board, assists in positioning to center of lift seat. Center disc pivots and slides on base plate



A14586

Carry bag, water resistant nylon with carry handles, holds lift base and back support



A15170 / A14694

Height adapters, adds up to 3" additional inches to base plate, order in 1" increments



A14895 / A14901

Abductor block, mounts to lift base

Specifications:

DESCRIPTION	DIMENSIONS	WEIGHT LBS.	THICKNESS
Special back support, Minor or Major	28.5"W x 16"H	6	3"
Reclining straight back, Minor or Major	12.5"W x 17"H	7.5	
Reclining back support with laterals, Minor or Major	25.75"W x 17"H	9	3"
Head Support, Minor or Major	7"L x 7.5"W	3	3"
Head support, Battery Powered Units	12"W x 8"H	1.5	1"
Sand wedge cushion	14"L x 9.5"W x 6"H	16	
Rotary seat with transfer	21"L x 12.5"W	8	.75"
Carry Bag	29"L x 12"W x 14"H	3	
Abductor, A14895	3"Dia, x 4.5"H	.6	
Abductor, A14901	5"Dia x 5"H	1.6	

CLARKE HEALTH CARE PRODUCTS, INC.

1003 International Drive • Oakdale, PA 15071

Phone (888) 347-4537 • Fax (724) 695-2922 • www.clarkehealthcare.com

The ACCESSORIES

AQUATEC

Bathlifts ACCESSORIES

Water Power

Replacement parts including cover mats are also available.



A13651 / A13652
Special back support, fixed angle with adjustable side laterals, cushioned



A13699 / A13700
Reclining straight back support, reclines to 45°



A13705 / A13706
Reclining special back support, reclines to 45° with adjustable side laterals, cushioned



A13639 / A13640
Head support, height-adjustable, cushioned, mounts on the back support



A13693 / A13694
Sand wedge cushion will stop forward slide associated with high tone or spastic bathers



A12010
Seat or leg belt, adjustable cloth strap attaches to seat base



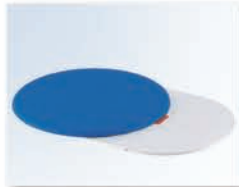
A11080 / A11081 / A11082
1" 2" 3"
Height adapters, add up to 3" of height to the base plate, available in 3 sizes



A11084
Hose holder, suction base attaches to wall or tub, clip holds water hose



A14586
Carry bag, water resistant nylon with carry handles, holds lift base and back support



A403002
Rotary seat with transfer board, assists in positioning to center of lift seat. Center disc pivots and slides on base plate



A60743
Hand held shower, standard spray with push button pulse control



A60742
Diverter spout, replaces standard tub spout, has side diverter for extra connection



A12585
Change over switch, mounts on wall for combined operation of lift and hand shower



A11568
Diverter valve, mounts behind shower head to allow extra connection

CLARKE HEALTH CARE PRODUCTS, INC.

1003 International Drive • Oakdale, PA 15071

Phone (888) 347-4537 • Fax (724) 695-2922 • www.clarkehealthcare.com

The ACCESSORIES