



Custom Dolomite Rollator Worksheet for quote, return to info@clarkehealthcare.com or fax: 724-695-2922

Walker	Choose one model, size or color	4'10"-5'2" suggested height	5'2"-5'5" suggested height	5'4"-6'2" suggested height
	Legacy , <330 lbs cap. choose frame color	<input type="checkbox"/> Legacy 450 SuperLow Seat height 19", handle 28-31" <input type="checkbox"/> Blue	<input type="checkbox"/> Legacy 520 Low Seat height 22", handle 31-34" <input type="checkbox"/> Red	<input type="checkbox"/> Legacy 600 Standard Seat height 24", handle 33-37"
	Symphony, <275 lbs cap. Silver frame	<input type="checkbox"/> Sym. 450 SuperLow Seat height 19", handle 25-30"	<input type="checkbox"/> Sym. 520Low Seat height 22", handle 27.5-33"	<input type="checkbox"/> Sym. 600 Standard Seat height 24", handle 30-36"
	Maxi+, <452 lbs cap., Blue frame		<input type="checkbox"/> Maxi+ 550 Low Seat height 22", handle 28.5-35"	<input type="checkbox"/> Maxi+ 650 Standard Seat height 25.5", handle 32-38"

Arm troughs or platform, with bracket adds 3" height to handle; does not include brake handles, choose below, inc.hex tool.

Forearm trough (pad) one pad left one pad right 2 Pads

If using pad without a brake, we will add a grip at end of pad

Platform Full platform 27 x 15.5, brakes mount at front edge, choose brake below

Brake handle position and style

One hand, operates brakes on both wheels **Braking both hands**

Choose brake position Left mount one hand brake Right mount, one hand brake Brakes on both sides

If using brake with arm pad on same side choose style Joystick style, push/pull Looped handle, squeeze/push

Alternate one hand braking systems, will not work with arm pads above








Crossbar, front push bar w/ one hand brake mounted center, replaces back strap, *not available for Maxi+* Left mount Right mount

HP Handle, one hand brake w/ angle adjustable bar on other side, *only available on Symphony* Left brake, right HP Right brake, left HP

Accessories	<input type="checkbox"/> D12533 Tray <input type="checkbox"/> D13041 Slow Down Brakes <input type="checkbox"/> D12606 Cane holder <input type="checkbox"/> D12523 Under seat bag <input type="checkbox"/> D12682 Oxygen Tank Holder <input type="checkbox"/> P12519 Seat Pad, <input type="checkbox"/> D13235 Tall Handles for Legacy, adds 3" height	Ordering company _____ Return quote to _____ Email _____ Mark For _____ User Wt _____ User hgt _____
--------------------	---	--

This walker will be built in our shop. It cannot be shipped totally assembled. The handles will need to be inserted and adjusted for height and length. It is not recommended for drop ship delivery unless a technician can be present to make the adjustments to fit the client. There is no option for a backstrap with arm trough assembly. Using arm troughs may block use of seat for sitting. Note, the part numbers in the chart above do not indicate all components necessary to complete the walker assembly.

Custom options

Forearm trough or Pad options		
		
Forearm troughs/pads. Adds 3" to handle height. Choose brake handle style	Full platform showing joystick brake handles. Adds 3" to handle height. Choose brake handle style	
Brake handle options used with arm pads or platform		
		
Looped brake handle, used with arm pad or platform, showing one hand braking, can also be mounted for 2 hand braking. Squeeze and push brake action	Joystick style braking used with arm pad or platform, can be mounted as one hand or two hand braking, Push/pull brake action.	
One hand braking		
		
Cross bar, replaces back strap, brake handle mounted center. Left or right one hand braking	One hand brake, 2 cables from one side operate brakes at both wheels. Can be used on Legacy, Maxi or Symphony without pads or platform.	HP handle, one hand brake with padded bar on other side. Replaces backstrap. Push with trunk or forearm. Only used with Symphony