

# Order form

## Starfish Pro



Date: \_\_\_\_\_  
 Customer: \_\_\_\_\_  
 Deliv. address: \_\_\_\_\_  
 Consultant: \_\_\_\_\_ Client: \_\_\_\_\_  
 Other: \_\_\_\_\_  
 Order  Quote



additional options shown

Product info	Sizes	User length	User weight	Tilt	Hip-/back angel	Sit height	Weight
Starfish Pro	3	120-200 cm	max 150 kg	- 5° to +30°	- 10° to +35°/30°	50-63, 50-78	appr. 31-35 kg

Standard equipment: • Chassis with 100 mm wheels • Seat part with cushion • Back profile with push bar • Bracket for pot

Cross	Unit	Product no.	Name	Info
-------	------	-------------	------	------

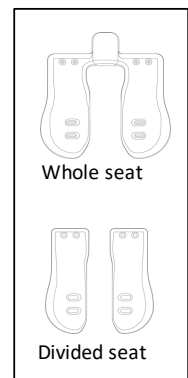
### SELECT CHASSIS

To choose size, see info regarding measurements under technical data.

_____	pc	Z689401	Starfish Pro, Seat size 1
_____	pc	Z689402	Starfish Pro, Seat size 2
_____	pc	Z689403	Starfish Pro, Seat size 3
_____	pc	Z689406	Starfish Pro, Seat divided size 1
_____	pc	Z689407	Starfish Pro, Seat divided size 2
_____	pc	Z689408	Starfish Pro, Seat divided size 3
_____	pc	Z689411	Starfish Pro Hydraulic, Seat size 1
_____	pc	Z689412	Starfish Pro Hydraulic, Seat size 2
_____	pc	Z689413	Starfish Pro Hydraulic, Seat size 3
_____	pc	Z689416	Starfish Pro Hydraulic, Seat divided size 1
_____	pc	Z689417	Starfish Pro Hydraulic, Seat divided size 2
_____	pc	Z689418	Starfish Pro Hydraulic, Seat divided size 3
_____	pc	Z689605	Mounting footpedal left - Starfish Pro
_____	pc	Z689421	Starfish Pro Electric, Seat size 1
_____	pc	Z689422	Starfish Pro Electric, Seat size 2
_____	pc	Z689423	Starfish Pro Electric, Seat size 3
_____	pc	Z689426	Starfish Pro Electric, Seat divided size 1
_____	pc	Z689427	Starfish Pro Electric, Seat divided size 2
_____	pc	Z689428	Starfish Pro Electric, Seat divided size 3



(Right side is standard)




### SELECT SOFTSEAT (14 mm is included as standard)

#### Extra relief - 28 mm thick

_____	pc	Z689541	Softseat Seatpart size 1
_____	pc	Z689542	Softseat Seatpart size 2
_____	pc	Z689543	Softseat Seatpart size 3
_____	pair	Z689546	Softseat Div. Seat size 1
_____	pair	Z689547	Softseat Div. Seat size 2
_____	pair	Z689548	Softseat Div. Seat size 3

#### PU - extra relief and durable

_____	pc	Z689776	Cushion PU seat div. size 1
_____	pc	Z689777	Cushion PU seat div. size 2
_____	pc	Z689778	Cushion PU seat div. size 3



**SELECT BACK**

_____	st	Z689437	Back size 1 sacrum support
_____	st	Z689436	Back size 2 sacrum support
_____	st	Z689435	Back size 3 sacrum support

**Back height**

460 mm
560 mm
660 mm

The back height refers to the plastic part. It can be adjusted up / down about 10 cm.



Back sacrum support

**SELECT LATERAL SUPPORT**

_____	pair	Z689441	Lateral support size 1
_____	pair	Z689442	Lateral support size 2
_____	pair	Z689454	Lateral support wide size 2
_____	pair	Z689443	Lateral support size 3
_____	pair	Z689444	Lateral support wide size 3
_____	pair	Z689446	Lateral supp. 1 reinforced
_____	pair	Z689447	Lateral supp. 2 reinforced.
_____	pair	Z689455	Lateral supp. wide 2 reinforced
_____	pair	Z689448	Lateral supp. 3 reinforced
_____	pair	Z689451	Lateral supp. 1 foldable
_____	pair	Z689452	Lateral supp. 2 foldable
_____	pair	Z689449	Lateral supp. 2 foldable wide
_____	pair	Z689453	Lateral supp. 3 foldable
_____	pair	Z689450	Lateral supp. 3 foldable wide

**Trunk width**

210-300 mm
240-340 mm
300-400 mm
300-400 mm
365-495 mm
210-300 mm
240-340 mm
300-400 mm
300-400 mm
210-300 mm
240-340 mm
300-400 mm
300-400 mm
365-495 mm

**Trunk depth**

140 mm
170 mm
170 mm
200 mm
200 mm
140 mm
170 mm
170 mm
200 mm
140 mm
170 mm
200 mm
200 mm
200 mm



**SELECT HEADREST**

_____	pc	Z689456	Headrest size 1, long
_____	pc	Z689457	Headrest size 2
_____	pc	Z689458	Headrest size 2, long
_____	pc	Z77101	Active forehead strap, Adult
_____	pc	Z77102	Active forehead strap, Junior
_____	pc	Z152435	Active forehead strap mounting bracket
_____	pc	Z689245	Headrest bracket, side adjustable

Justerbart +/- 30 mm



689456



689457



77101



152435



689245

**SELECT ARMREST**

_____ pair	Z689461	Armrest back size 1	<i>Measurement between armrest plates</i>	30-42 cm
_____ pair	Z689462	Armrest back size 2		36-48 cm
_____ pair	Z689463	Armrest back size 3		44-54 cm
_____ pair	Z689565	Armrest turn-up size 1 cpl. (Back /230 mm)		30-42 cm
_____ pair	Z689566	Armrest turn-up size 2 cpl. (Back /330 mm)		36-48 cm
_____ pair	Z689567	Armrest turn-up size 3 cpl. (Back /330 mm)		44-54 cm
_____ pc	Z689467	Armrest cup. size 1 (Back/325mm)		
_____ pc	Z689468	Armrest cup. size 2 (Back/370mm)		
_____ pc	Z689469	Armrest cup. size 3 (Back/370mm)		
_____ pair	Z689575	Cover armrest plate 230x75mm		
_____ pair	Z689576	Cover armrest plate 330x75mm		
_____ pair	Z689465	Armrest chassis size 1-2		42 cm (38 when mounting inside of the frame*)
_____ pair	Z689466	Armrest chassis size 3		52 cm (48 when mounting inside of the frame*)

*\*only applies to Electric and Hydraulic chassis*



Armrest back



Armrest turn-up



Armrest chassi




Armrest cupped



Cover armrest

**SELECT TABLE** Table and support table - attach on Armrest back (689461-63)

_____ pc	Z990252	Table transparent, size 2	<i>Trunk width</i>	19-25 cm
_____ pc	Z990253	Table transparent, size 3		24-30 cm
_____ pc	Z990254	Table transparent, size 4		29-35 cm
_____ pc	Z990255	Table transparent, size 5		34-40 cm
_____ pc	Z990202	Table slim transparent size 2		20-26 cm
_____ pc	Z990203	Table slim transparent size 3		24-30 cm
_____ pc	Z990204	Table slim transparent size 4		28-34 cm
_____ st	Z990205	Table slim transparent size 5		32-40 cm



**SELECT SUPPORT**

_____ pair	Z689284	Upper mounting bracket, long (200 mm)
_____ pc	Z375211	Sternum support Soft Blue size S
_____ pc	Z375311	Sternum support Soft Blue size M
_____ pc	Z375411	Sternum support Soft Blue size L
_____ pc	Z376521	H-strap Soft Blue size S
_____ pc	Z376531	H-strap Soft Blue size M
_____ pc	Z376541	H-strap Soft Blue size L



Sternum support



H-strap




Mounting bracket

**SELECT LEG SUPPORT**

_____	pair	Z689471	Leg. pos. out div. size.1
_____	pair	Z689472	Leg. pos. out div. size.2
_____	pair	Z689473	Leg. pos. out div. size.3
_____	pair	Z689476	Leg. pos. in div. size 1
_____	pair	Z689477	Leg. pos. in div. size 2
_____	pair	Z689478	Leg. pos. in div. size 3

Fits both whole and divided seat



**SELECT HIP SUPPORT**

_____	pair	Z689481	Hipsupport size. 1-2
_____	pair	Z689483	Hipsupport size. 3

**SELECT HIP BELT**

*Standard belt is 374201 (for size 1), 374211 (for size 2) and 374221 (for size 3)*

_____	pc	Z374201	Sittbelt Comfort Blue size S, DWSR25	2-point
_____	pc	Z374202	Sittbelt Comfort Blue size S, 725	2-point
_____	pc	Z374211	Sittbelt Comfort Blue size M, DWSR40	2-point
_____	pc	Z374212	Sittbelt Comfort Blue size M, S40	2-point
_____	pc	Z374213	Sittbelt Comfort Blue size M, 740	2-point
_____	pc	Z374221	Sittbelt Comfort Blue size L, DWSR40	2-point
_____	pc	Z374222	Sittbelt Comfort Blue size L, S40	2-point
_____	pc	Z374223	Sittbelt Comfort Blue size L, 740	2-point
_____	pc	Z374205	Sittbelt Blue size S, DWSR25	4-point
_____	pc	Z374206	Sittbelt Blue size S, 725	4-point
_____	pc	Z374216	Sittbelt Blue size M, DWSR40	4-point
_____	pc	Z374217	Sittbelt Blue size M, S40	4-point
_____	pc	Z374218	Sittbelt Blue size M, 740	4-point
_____	pc	Z374226	Sittbelt Blue size L, DWSR40	4-point
_____	pc	Z374227	Sittbelt Blue size L, S40	4-point
_____	pc	Z374228	Sittbelt Blue size L, 740	4-point
_____	pc	Z374231	Anti-rotational belt Blue size S, DWSR25	4-point
_____	pc	Z374241	Anti-rotational belt Blue size M, DWSR40	4-point
_____	pc	Z374242	Anti-rotational belt Blue size M, 740	4-point



Buckles:



DWSR25, DWSR40



725/740



S40

**SELECT ANKLE HOLDER**

_____	pair	Z377111	Ankle holder Soft Blue size S
_____	pair	Z377211	Ankle holder Soft Blue size M
_____	pair	Z377311	Ankle holder Soft Blue size L

*Dim. around the ankle*

160-240 mm

220-280 mm

260-320 mm



**SELECT BRACELET**

_____	pc	Z378111	Bracelet Soft, size L (Blue)
_____	pc	Z378211	Bracelet Soft, size S (Blue)

*Dim. around the wrist*

140 mm and up

up to 140 mm



**SELECT FOOTREST**

- \_\_\_\_\_ ea Z689486 Footrest size. 1
- \_\_\_\_\_ ea Z689487 Footrest size. 2
- \_\_\_\_\_ ea Z689488 Footrest size. 3
  
- \_\_\_\_\_ ea Z689496 Footrest tip-up size. 1
- \_\_\_\_\_ ea Z689497 Footrest tip-up size. 2
- \_\_\_\_\_ ea Z689498 Footrest tip-up size. 3
  
- \_\_\_\_\_ pair Z689491 Footrest divided size. 1
- \_\_\_\_\_ pair Z689492 Footrest divided size. 2
- \_\_\_\_\_ pair Z689493 Footrest divided size. 3
  
- \_\_\_\_\_ pair Z689501 Footr. divi. tip-up size.1
- \_\_\_\_\_ pair Z689502 Footr. divi. tip-up size.2
- \_\_\_\_\_ pair Z689503 Footr. divi. tip-up size.3
  
- \_\_\_\_\_ pair Z689506 Footr divi. ball joint size1
- \_\_\_\_\_ pair Z689507 Footr divi. ball joint size2
- \_\_\_\_\_ pair Z689508 Footr divi. ball joint size3
  
- \_\_\_\_\_ ea Z689511 Cushion footrest size 1
- \_\_\_\_\_ ea Z689512 Cushion footrest size 2
- \_\_\_\_\_ ea Z689513 Cushion footrest size 3
  
- \_\_\_\_\_ pair Z689516 Cushion footrest divided size 1
- \_\_\_\_\_ pair Z689517 Cushion footrest divided size 2
- \_\_\_\_\_ pair Z689518 Cushion footrest divided size 3



**Footrest High Edge**

- \_\_\_\_\_ pair Z690201 Footrest high edge, incl. cushion size 1
- \_\_\_\_\_ pair Z690202 Footrest high edge, incl. cushion size 2
- \_\_\_\_\_ pair Z690203 Footrest high edge, incl. cushion size 3

**SELECT CALFSUPPORT**

- \_\_\_\_\_ pair Z689520 Calfsupport size 1
- \_\_\_\_\_ pair Z689521 Calfsupport size 2
- \_\_\_\_\_ pair Z689522 Calfsupport size 3
  
- \_\_\_\_\_ pair Z689523 Cushion Calfsupport size 1
- \_\_\_\_\_ pair Z689524 Cushion Calfsupport size 2
- \_\_\_\_\_ pair Z689525 Cushion Calfsupport size 3

Width	Height
140 mm	120 mm
150 mm	150 mm
150 mm	225 mm
140 mm	120 mm
150 mm	150 mm
150 mm	225 mm



**SELECT OTHER**

- \_\_\_\_\_ ea Z689557 Pot size 1-3
- \_\_\_\_\_ ea Z689559 Lid Pot size 1-3
  
- \_\_\_\_\_ ea Z689533 Urine protection size M
- \_\_\_\_\_ ea Z689534 Urine protection size L
- \_\_\_\_\_ ea Z689538 Urine prot.size M + strap
- \_\_\_\_\_ ea Z689539 Urine prot.size L + strap
  
- \_\_\_\_\_ pair Z689655 Anti Tip

*For Starfish size 1-3  
Fits to 689557*



**SPARE PARTS** (most frequent spare parts. Not all replacement parts are stocked, may be special order)

Quant.	Unit	Product no.	Name	Info
_____	pc	Z689555	Driving bow, backrest (replacement)	
_____	pc	Z689581	Cushion Back size 1 - Starfish Pro	
_____	pc	Z689582	Cushion Back size 2 - Starfish Pro	
_____	pc	Z689583	Cushion Back size 3 - Starfish Pro	
_____	pc	Z689587	Cushion Back Sacrum size 1 Starfish Pro	
_____	pc	Z689586	Cushion Back Sacrum size 2 Starfish Pro	
_____	pc	Z689585	Cushion Back Sacrum size 3 Starfish Pro	
_____	pair	Z689577	Cushion lat. support size 1 - Starfish Pro	
_____	pair	Z689578	Cushion lat. support size 2 - Starfish Pro	
_____	pair	Z689579	Cushion lat. support size 3 - Starfish Pro	
_____	pair	Z689888	Cushion hip support size 1-2 - Starfish Pro	
_____	pair	Z689889	Cushion hip support size 3 - Starfish Pro	
_____	pair	Z689263	Armplate cup. size 325mm - Zitzi	
_____	pair	Z689264	Armplate cup. size 370mm - Zitzi	
_____	pc	Z689671	Cushion seat size 1 - Starfish Pro	
_____	pc	Z689672	Cushion seat size 2 - Starfish Pro	
_____	pc	Z689673	Cushion seat size 3 - Starfish Pro	
_____	pair	Z689676	Cushion seat div. size 1 - Starfish Pro	
_____	pair	Z689677	Cushion seat div. size 2 - Starfish Pro	
_____	pair	Z689678	Cushion seat div. size 3 - Starfish Pro	
_____	pc	Z689681	Cushion, headrest size 1 long - Clozitt	
_____	pc	Z689682	Cushion, headrest size 2 long - Clozitt	
_____	pc	Z689683	Cushion, headrest size 2 - Clozitt	
_____	pc	Z689691	Cushion, leg abduction size 1 - Starfish	
_____	pc	Z689692	Cushion, leg abduction size 2 - Starfish	
_____	pc	Z689693	Cushion, leg abduction size 3 - Starfish	
_____	pc	Z689696	Cushion, leg adduction size 1 - Starfish	
_____	pc	Z689697	Cushion, leg adduction size 2 - Starfish	
_____	pc	Z689698	Cushion, leg adduction size 3 - Starfish	
_____	pc	Z689695	Hole fill Legpart 51x27x14mm - Starfish	
_____	pc	Z689699	Hole fill Legpart 51x27x7mm - Starfish	
_____	pc	Z689606	Footpedal size 1-2 Right - Starfish Pro	
_____	pc	Z689607	Footpedal size 3 Right - Starfish Pro	
_____	pc	Z689608	Footpedal size 1-2 Left - Starfish Pro	
_____	pc	Z689609	Footpedal size 3 Left - Starfish Pro	
_____	pc	Z212430	Profile Footrest - 30 cm	
_____	pc	Z212440	Profile Footrest - 40 cm	
_____	pc	Z212450	Profile Footrest - 50 cm	
_____	pc	Z689601	Endcap footpedal	
_____	pc	Z379511	Cushion Sittbelt Soft Blue size S	
_____	pc	Z379611	Cushion Sittbelt Soft Blue size L	
_____	pc	Z915014	Gasspring 235mm - 600Nm - Starfish	
_____	pc	Z689742	Battery BA 21 Starfish	
_____	pc	Z689743	Handset HB 81 Starfish	
_____	pc	Z689744	Charging cable EU	(Charger built into control box)
_____	pc	Z212153	Wheels 100 mm, black brake	

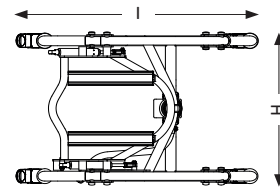
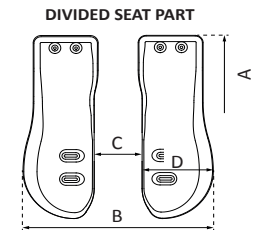
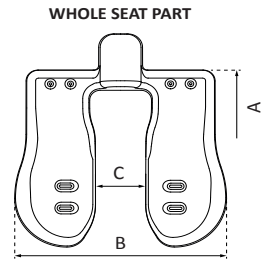
---

Clarke Health Care Products • Phone (888) 347-4537 • info@clarkehealthcare.com • www.clarkehealthcare.com

# Technical data Starfish Pro

	Size 1	Size 2	Size 3
<b>User length</b>	ca. 120-145 cm	140-175 cm	170-200 cm
<b>Chassi with whole seat part</b>			
<b>Seatpart whole size 1</b>	300-380 mm	360-470 mm	450-550 mm
<b>Seat depth (A)</b>	300-380 mm	360-470 mm	450-550 mm
<b>Seat width (incl cushion) (B)</b>	365-395 mm	435-465 mm	495-525 mm
<b>Size hygiene outlet (C)</b>	80-110 mm	100-130 mm	125-155 mm
<b>Chassi with divided seat part</b>			
<b>Seatpart div. size 1</b>	300-380 mm	360-470 mm	450-550 mm
<b>Seat depth (A)</b>	300-380 mm	360-470 mm	450-550 mm
<b>Seat width (B)*</b>	350-480 mm	380-510 mm	390-520 mm
<b>Width leg part incl. cushion (D)</b>	165 mm	185 mm	200 mm
<b>Size hygiene outlet (C)</b>	50-180 mm	40-170 mm	30-160 mm
<b>Clearance toilet, Man. Chassis</b>	41-51 cm	41-51 cm	41-51 cm
<b>Clearance toilet, Hydralisk/El</b>	41-66 cm	41-66 cm	41-66 cm
<b>Seat height, Manual Chassi **</b>	50-63 cm	50-63 cm	50-63 cm
<b>Seat height, Hydraulic/Electric**</b>	50-78 cm	50-78 cm	50-78 cm
<b>Tilt</b>	-5° to +30°	-5° to +30°	-5° to +30°
<b>Hip-/Back angle</b>	-10° to +35°	-10° to +35°	-10° to +30°
<b>Chassis, width (H)</b>	540 mm	540 mm	590 mm
<b>Chassis, length (I)</b>	690 mm	690 mm	790 mm
<b>Wheels</b>	100 mm	100 mm	100 mm
<b>Floor clearance</b>	65 mm	65 mm	65 mm
<b>Approx. weight incl. headrest, footrest, armrest</b>	31 kg	33 kg	35 kg
<b>Max user weight Man. chassi:</b>	150 kg	150 kg	150 kg
<b>Max user weight Hydraulic/El:</b>	150 kg	150 kg	150 kg

\* Seat parts mounted in the outer tracks  
 \*\* excl. cushion



	BACK Height (E)	LATERAL SUPPORT (mm)	
		Width (F)	Depth (G) Height (H)
Size 1	460 mm	210-300	140 210
Size 2	560 mm	240-340	170 230
Size 3	660 mm	300-400	200 260

support adjustment +/- 85 mm

Wide Lat. Sup. Width (F)  
 Wide size 2 300-400 mm  
 Wide size 3 365-495 mm

TABLES	Measures			
	A	B	C	D
<b>Table std.</b>				
Size 1	480	450	240	250
Size 2	540	515	260	290
Size 3	570	570	280	340
Size 4	660	600	320	385
Size 5	660	650	320	435
<b>Support table</b>				
Size 1	380	450	230	260
Size 2	430	510	260	300
Size 3	490	580	300	340
Size 4	540	640	330	380
Size 5	620	740	380	440

FOOTREST	measure B x D	
	B	D
Whole size 1	345	225
Whole size 2	380	255
Whole size 3	380	310
Divided size 1	160	220
Divided size 2	180	255
Divided size 3	180	305

**Divided footrest**  
 Size: 1 2 3  
 Profile length 30 40 50 cm

ARMRESTS	
<b>Armrest from Chassi</b>	Measure inside armrest
Frame size 1-2 manual	42 cm
Frame size 1-2 hydr./el	38 cm / 42 cm*
Frame size 3 manual	52 cm
Frame size 3 hydr./el	48 cm / 52 cm*
<b>Armrest from back</b>	Measure inside armrest
Armrest size 1	30 - 42 cm
Armrest size 2	36 - 48 cm
Armrest size 3	44 - 54 cm

\* Mounting on the inside / outside of the frame

HIP SUPPORT	
Width x Height	
Size 1-2	220 x 140 mm
Size 3	260 x 165 mm

2022-08-31